

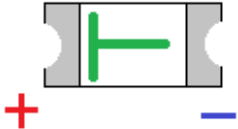






V1.1 Christmas Tree PCB Components Sheet

Component Package	Name / Value	PCB Designation
	750 OHM Resistor	R1, R2, R3, R5, R6, R7
	1800 OHM Resistor	R4, 48
	LED	Blue: LED 1, LED 5 White: LED 2, LED 6 Red: LED 3, LED 7 Green: LED 4, LED 8
	Cr-2450 PCB	Set base of tree into rectangular recess with angle header pins locking into the 4 through holes of tree base.
	Cr-2450 coin cell case	Solder to "VCC" and "GND" designations on cr-2450 PCB
	Angle Header Pins	Connects the Cr-2450 PCB to the Ornament PCB
	SPDT Micro Slide Switch	S1